

CONNECTS: PLUG.IN D000

POWER SUPPLY CABLE DC

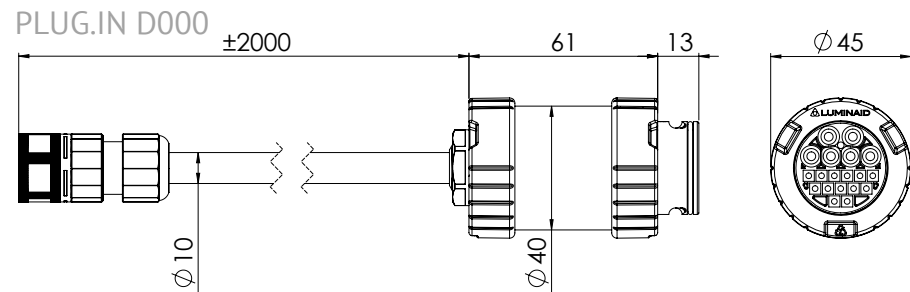
- The PLUG.IN is a plug-and-play connection cable for DATALUX.LT light lines. The PLUG.IN is easy connectable through the DATALUX connector.
- With this PLUG.IN DC it is possible to connect the driver to the light line.
- In this minimalist version, only the Luminaid SELV-DC is provided, so Tronics and / or multiple drivers are not possible. For those options, select the appropriate PLUG.IN or a CAP.IN.



Features

article nr.: LUM-DL21LT-PGIN-D000

Dimensions	74 x Ø40 x Ø45 mm
Cable dimensions	2000 x Ø10 mm
IP class	IP65
IK class	IK10
Passed signals	Only Luminaid SELV-DC power supply



All products, product specifications and data are subject to change without notice to improve reliability, safety, function, design or otherwise.

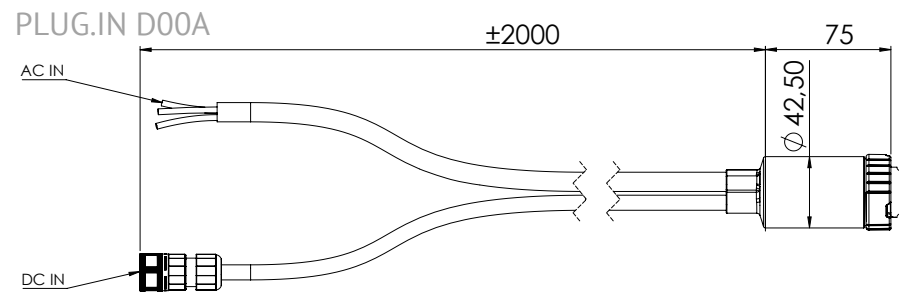
CONNECTS: PLUG.IN D00A POWER SUPPLY CABLE

- The PLUG.IN is a plug-and-play connection cable for DATALUX.LT light lines. The PLUG.IN is easy connectable through the DATALUX connector.
- With this PLUG.IN D00A it is possible to connect the driver to the light line.
- With the addition of AC power it is possible to place PSU drivers further down the light line. This makes longer light lines possible.
- SENSOR TRONICS are also possible with the addition of AC power.


Features

article nr.: LUM-DL21LT-PGIN-D00A

Dimensions	75 x Ø42,50 x Ø45 mm
Cable dimensions	2000 x Ø10 mm
IP class	IP65
IK class	IK10
Passed signals	D - Luminaid SELV-DC power supply A - AC power supply



All products, product specifications and data are subject to change without notice to improve reliability, safety, function, design or otherwise.



CONNECTS: PLUG.IN DE00 POWER SUPPLY CABLE

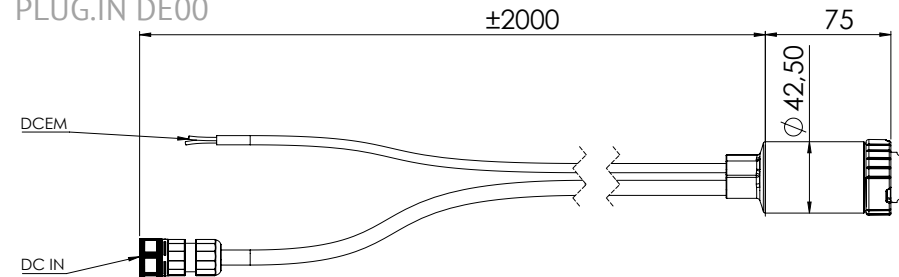
- The PLUG.IN is a plug-and-play connection cable for DATALUX.LT light lines. The PLUG.IN is easy connectable through the DATALUX connector.
- With this PLUG.IN DE00 it is possible to connect the driver to the light line.
- In this DE00 version it is also possible to connect DCEM. In cooperation with the DCEM TRONICS, the entire light line can switch to emergency operation in the event of a power failure.

Features


article nr.: LUM-DL21LT-PGIN-DE00

Dimensions	75 x Ø42,50 x Ø45 mm
Cable dimensions	2000 x Ø10 mm
IP class	IP65
IK class	IK10
Passed signals	D - Luminaid SELV-DC power supply E - Emergency lighting (DCEM)

PLUG.IN DE00



All products, product specifications and data are subject to change without notice to improve reliability, safety, function, design or otherwise.



CONNECTS: PLUG.IN DE0A

POWER SUPPLY CABLE

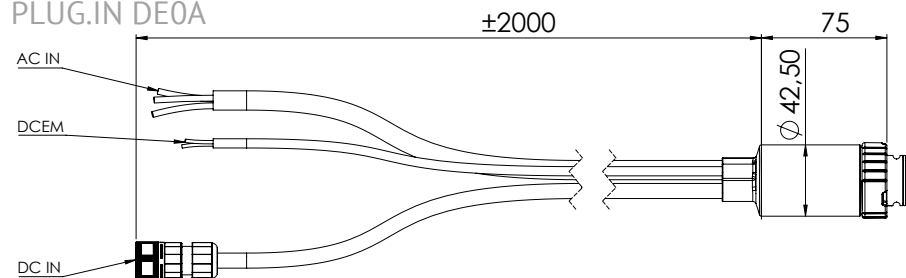
- The PLUG.IN is a plug-and-play connection cable for DATALUX.LT light lines. The PLUG.IN is easy connectable through the DATALUX connector.
- With this PLUG.IN DE0A it is possible to connect the driver to the light line.
- In this DE0A version it is also possible to connect DCEM. In cooperation with the DCEM TRONICS, the entire light line can switch to emergency operation in the event of a power failure.
- With the addition of AC power it is possible to place PSU drivers further down the light line. This makes longer light lines possible.
- SENSOR TRONICS are also possible with the addition of AC power.

Features


article nr.: LUM-DL21LT-PGIN-DE0A

Dimensions	75 x Ø42,50 x Ø45 mm
Cable dimensions	2000 x Ø10 mm
IP class	IP65
IK class	IK10
Passed signals	D - Luminaid SELV-DC power supply E - Emergency lighting (DCEM) A - AC power supply

PLUG.IN DE0A




All products, product specifications and data are subject to change without notice to improve reliability, safety, function, design or otherwise.



CONNECTS: PLUG.IN DECA POWER SUPPLY CABLE

- The PLUG.IN is a plug-and-play connection cable for DATALUX.LT light lines. The PLUG.IN is easy connectable through the DATALUX connector.
- With this PLUG.IN DECA it is possible to connect the driver to the light line.
- In this DECA version it is also possible to connect DCEM. In cooperation with the DCEM TRONICS, the entire light line can switch to emergency operation in the event of a power failure.
- With the addition of AC power it is possible to place PSU drivers further down the light line. This makes longer light lines possible.
- SENSOR TRONICS are also possible with the addition of AC power.
- With the addition of 0-10 V control it is possible to switch the line on/off or to dim. It also makes it possible to easily integrate into building management systems.
- For IO functions such as audio and internet, select the CAP.IN (and the DATALUX.IO lighting fixtures).

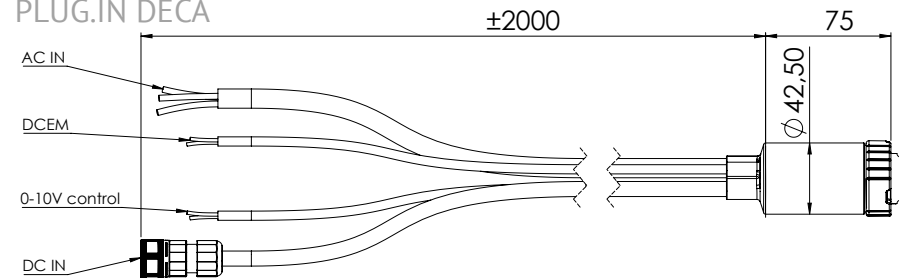


Features

article nr.: LUM-DL21LT-PGIN-DECA

Dimensions	75 x Ø42,50 x Ø45 mm
Cable dimensions	2000 x Ø10 mm
IP class	IP65
IK class	IK10
Passed signals	D - Luminaid SELV-DC power supply E - Emergency lighting (DCEM) C - Control 0-10V light control A - AC power supply

PLUG.IN DECA



All products, product specifications and data are subject to change without notice to improve reliability, safety, function, design or otherwise.